




Upcoming Weather

Sat 07/04	Sun 07/05	Mon 07/06
Risk of a thunderstorm	Risk of thunderstorms	A Few showers
		
23°	19°	21°

2020 Turnaround

SAFETY STATS	LAST 24 HOURS	TO DATE
Hazards Identified	4	127
First Aid	1	0
Medical Treatment	1	0
Restricted Work	0	0
Lost Time Injury	0	0

Incident Overview

Incidents Overview:	To Date TA:
Hand Injuries	1
Dropped Objects	2
Eye Injuries	0
LSR	2
Violations	
SIFp Incidents	1

TODAY'S TOOLBOX


Provide a summary of the below toolbox topics during your toolbox talk.

Mobile Crane Activities:

Throughout the Turnaround plants there are more and more activities involving our mobile cranes. From lifting and lowering valves, to pulling and pushing exchanger bundles, etc. Its important to always be on the look out for where our mobile cranes are set up so that we can be on the look out for their potential overhead suspended load. If you will be working in the area of a mobile crane or will be using one for your task ensure that we are having conversations with the Crane Operator to identify any potential hazards and properly mitigate them. Additionally it's a good practice and collaborative moment to read/sign onto each others FLHAs. Never walk under the suspended load and follow the riggers/crane operator or ground persons directions when using a crane to mobilize equipment/materials/tools. In the event there is an immediate danger to health hand safety, anyone can stop the crane activity.

Pinch Point Incident:

On the night shift of July 2 at approximately 12:05 am, employees were tasked with removing the demisters out of E-25 in Plant 8. To remove the demisters out they first had to remove a baffle plate, which is half moon shaped and bolted to the top half of the vessel. The crew had removed the bolts but kept a bolt in the middle of the plate that was used as a pivot point. When the plate got to about 60 degrees the baffle plate no longer required much pressure to move. When it reached the 90 degree mark the plate was able to move on its own. As the plate swung horizontal it contacted the IPs right hand at the top edge of the plate and his hand was caught between the baffle plate and the angle iron causing a laceration to the top of the IP's hand. The worker was taken to First Aid then the Hospital for medical treatment.



Approximate location where plate contacted IP's right hand

TeQ Shield Remote Monitoring of Confined Spaces

Roles and Responsibilities:

- Technicians (operators) monitor access to the confined space, communication with confined space entrants, continuous gas detection and video monitoring.
- Technicians (Rovers) on the unit, maintain the equipment, support workers needs and provide the human interaction on the vessel.
- Technicians will alternate every 2 hours between the Central Dispatch Location and the unit.
- Technicians will also be able to program access cards on the spot at the Central Dispatch Location.

Access Control:

- Allows authorized individuals to gain access to a confined space with their site ID Badge.
- When scanned a clear Red/Green light notifies the worker if they are allowed access.
- Provides accurate count of who is present in the space.
- Acts as an emergency lighting and emergency evacuation system.

Communication:

- Two-way communication inside and outside the man way
- It can be used for the access control questions or to correct safety practices remotely.
- Facilitates communication with managers, subject matter experts or safety personnel, improving safety at the worksite.

Video Monitoring:

- Fixed or multi-directional cameras with day/night vision capability that allows for clear visibility in a wide array of work and environmental conditions.
- All video is recorded along with the gas detection logs, with both time stamping and book marking which can be used for training, investigation or technical guidance.
- All videos are transferred to the customer at the end of the project to ensure confidentiality.

Continuous Gas Detection:

- Real-time gas detection continuously monitors the work zone for hazardous gases.
- Gas readings are logged in the system and matched to the video recordings for future use.
- If a hazardous atmosphere is detected during the continuous monitoring, audible and visual alarms ensure proper evacuation of the vessel or area.

